




Punctuation and Grammar
Years 1 and 2



Supporting Your Child at Home

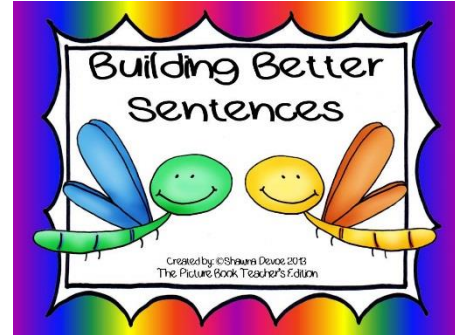
By the end of Year 1 most children should know.....

- How words can combine to make **sentences**;
- How to join **words** and **clauses** using *and*;
- How to sequence **sentences** to form short narratives;
- How to separate **words** with spaces;
- How to use capital letters, full stops, question marks and exclamation marks to demarcate **sentences**;
- How to use capital letters for names and for the personal **pronoun I**;
- What **nouns**, **verbs** and **adjectives** are.

Words for pupils: *letter, capital letter, word, singular, plural, sentence, punctuation, full stop, question mark, exclamation mark.*

Reconstruct.....

Write a sentence together. Print your writing out in big lettering including the full stop. Cut into individual words, including the full stop. Help the children to reproduce the sentence, by holding the cards in front of them. As you do more of these, collect them together and save for future use.



Expand

You can build up and develop sentences by asking questions.

Child: "It's my birthday today."

Adult: "How old are you?"

Child: "I am five."

Adult: "It is your fifth birthday today." ...and so on...

Sentence Frames:

Can be used to develop understanding of simple sentence structures

Elephants	like	carrots.
Giraffes	like	biscuits.
Tigers	like	
Penguins	like	
Parrots		

Make sure that children have plenty of regular practice and that they use capital letters and full stops.

Transforming sentences:

Oral, then written changing of the words in well-known sentences...



Jack and Jill sent up the hill ... can become ...



Fred and Kath went down the path!

Or...



Humpty Dumpty sat on a wall; Humpty Dumpty had a great fall.



Humpty Dumpty ran on the road; Humpty Dumpty trod on a toad!

Try some of these online activities to support your child's learning...



Capital letters -

<https://roythezebra.com/reading-games/new-window/capital-letter-beginner-1.html>



Capital letters and full stops -

<http://www.purplemash.co.uk/sch/>

<http://www.funenglishgames.com/grammargames.html>

http://www.bbc.co.uk/bitesize/ks1/literacy/using_punctuation/play/



By the end of Year 2 most children should understand...

- What **nouns, verbs, adjectives and adverbs** are.
- **Subordination** - using ... *when, if that, because.*
- **Coordination** - using ... *or, and, but;*
- How to expand **noun phrases** for description and specification; (eg *the blue butterfly, plain flour, the man in the moon*)
- How the grammatical patterns in a sequence indicate its function as a **statement, question, exclamation or command.**
- How to make the correct choice of **present tense** and **past tense** to mark actions in progress; (eg *she is drumming; he was shouting.*)
- The use of capital letters, full stops, question marks and exclamation marks to demarcate **sentences**. Commas to separate items on a list;
- The use of apostrophes to mark where letters are missing in spelling and to make singular possession in nouns (eg *the girl's name*)

Words for pupils: *noun, noun phrase, statement, question, exclamation, command, compound, adjective, verb, suffix, adverb, tense (past, present), apostrophe, comma.*

Perfect Punctuation

Write a short piece of text with full stops in the wrong place. Read it through together. Does it sound right? Alter it by reading through and listening to hear when the sentence is complete. Correct accordingly.

Punctuation Spotter

Print off a piece of text from a book, magazine or the internet. Go through this, highlighting all of the capital letters and full stops. Make a chart to record, "When do we use capital letters?" Do the same with question marks, exclamation marks or verbs and adjectives.



Sentence frames - nouns, verbs, adjectives, adverbs

Use this to help develop your understanding of more complex sentences.

article	adjective	noun	verb	adverb
The	black	rat	looked	soggy.
An	old	duck	swam	slowly.
Some	smart	rings	shone	brightly.
A	toffee			

Finish the sentence:

Give your child some sentence stems and conjunctions - eg *The dog ran over the road..... when, because, next, etc.*

Children compose appropriate endings. Discuss. Are the endings interchangeable? Does the meaning change according to the conjunction being used?

Stretchy sentences: Can you stretch these sentences?

To make them longer you need to add more information. Eg.....

The boy went to the park.

The happy, young boy went to play with his friends at the huge, exciting park.

Or

The tall, brown haired boy was fed up so he went to the park to play with his friends on the fantastic, big climbing frame.

1	The fox had a tail
2	The sea was calm.
3	The bat was squeaking.

4	We went on the slide.
5	The hedgehog has spikes.
6	I had an ice-cream.
7	An owl was flying.
8	The bully pushed me.
9	At night time it is dark.
10	We played all day.

because
as
when
so
in order to
which



Why?

The driver crashed into the house.

The driver crashed into the house because of the thick fog.

Time?

The driver crashed into the house, as he was on his way to work.

Because
as
when
so
in order to
which




Why?

The cat fell asleep.

When?

The cat fell asleep

Because
as
when
so
in order to
which



Why?

The mouse needed a torch.

When?

The mouse needed a torch

Because

as

when

so

in order to

which



Why?

Super squirrel decided it was time for action.

When?

Super squirrel decided it was time for action

Try some of these online activities to support your child's learning.....

Punctuating sentences:

http://bbc.co.uk/bitesize/ks1/literacy/using_punctuation/play/

Joining words:

http://bbc.co.uk/bitesize/firstlevel/literacy_and_english/joining_words/play/popup.shtml

Making sentences:

http://www.bbc.co.uk/bitesize/ks1/literacy/making_sentences/play/popup.shtml