

# **Forest School 2HR**

**Autumn Term 2018**

**Week 2  
The Garden**

# Activity 1 - Science

## What types of plants and animals live in our local habitat?

This week we learnt all about habitats. A habitat is a place where animals and plants live, where they can find everything they need to stay alive. Because different places have different conditions, the plants and animals that live there are different too. We explored our local habitat and discovered the types of trees, plants and animals that live here. We took some photos of the different types of trees, plants and animals we found and used an app on the iPad to label the photos.



*Common oak*



# Types of Trees



*Scotch pine*

*Silver birch*



PIC•COLLAGE

*Aspen*




PIC•COLLAGE






*Cherry  
tree*



*Weeping  
willow*



*Holly*



*Maple*

We took some photos of the different types of trees, plants and animals we found and used an app on the iPad to label the photos. Look at all the different types of trees we have in our local habitat!





*Spiders*



*Worms*



*The wall was a habitat for spiders and snails.*




*Dandelions*



*Fungus*



*Woodlice*



*Daisy's*



*Badger track*



# Activity 2 – Science

## What is a force? What are pushes and pulls?

We were introduced to the terms ‘push’ and ‘pull’ and discussed what forces we could see happening in the school garden by our friends. We sorted some images into pushes and pulls.

Then we all had a turn to use the bow saw to experience pulling and pushing forces in action.




push



pull









# Activity 3 – D&T & Science

## What is the best material for a boat?

We imagined we were Max from 'Where the Wild Things Are' and tried to use natural materials such as sticks and leaves to make a boat or raft. We joined our materials using grass and string and tested them in water to see if they floated.

Luckily all our rafts floated!







# Activity 4 – Art

## How can we make art using nature?

We looked at some photos of artwork created by the artist Jackson Pollock and learnt about his style of painting.


We were inspired to create our own splatter paintings using natural materials like mud and mashed up berries. We have recreated a painting called 'Lilac Haze' and think it looks brilliant!













## In the Afternoon...

We explored the different and changing Autumn leaves in the garden. We used our careful cutting skills to make a view finder to place our leaf in.

When we held them up to the light we could see the beautiful colours and patterns in the leaves.







We also varnished our painted pebbles from last week and looked very carefully to do some observational drawings of trees in our local habitat.

