

Handwriting at Stannington Infant School

Wednesday 22nd November 2017

Why handwriting?

The relevance of handwriting is sometimes questioned in a day and age when we are surrounded by laptops, iPads and smart phones. But the teaching of handwriting is just as important now as it ever has been. The need to create something of beauty never leaves the human brain and nothing beats that feeling of personal triumph when we look at something we have completed ourselves.

Welcome Pinchy Parrot!

Tripod grasp/grip

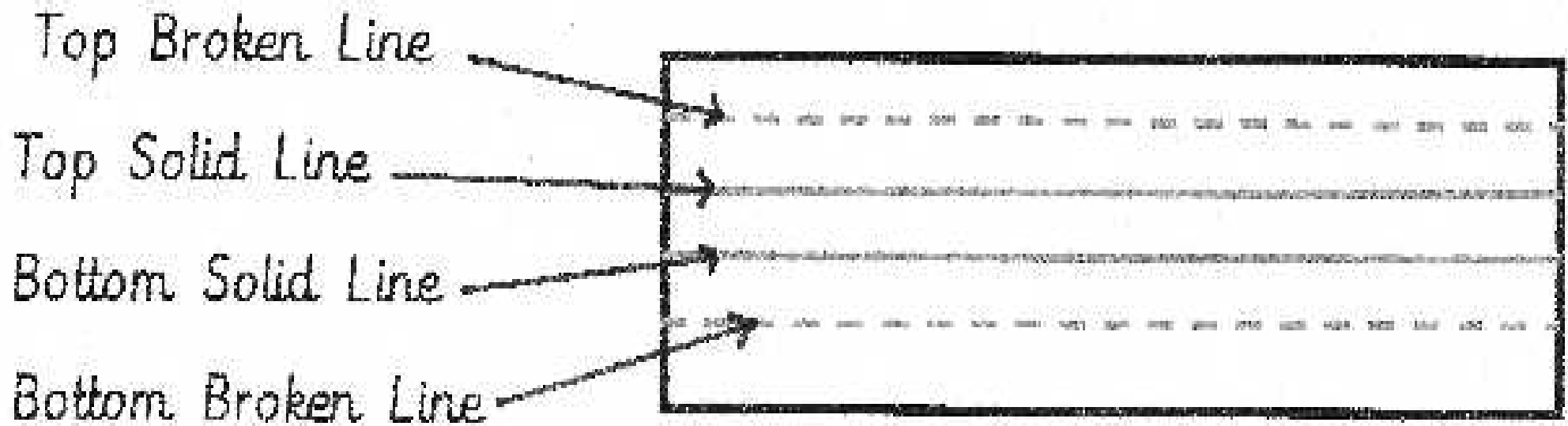
- 3 fingers gripping the pencil - one thumb, two fingers,
- pencil 'sits back in his pillow' / back in his bed'.
- 1 cm of the yellow/black showing, 2 -3cm if left handed



The language of handwriting

- tall letters (b d h k l)
- short letters (a c e i m n o r s u v w x z)
- tail letters (g j p q)
- teenager t (3/4 letter)
- greedy letter (f)

Language of handwriting



Language of handwriting

- **BBC** – **b**ottom to **b**ack of **c**hair
- **TNT** – **t**ummy **n**ear **t**able
- **6 feet** on the floor
- **2 hands** on the table

What is our handwriting style?

a b c d e f g h i j k l m

n o p q r s t u v w x y z

a b c d e f g h i j k l m




n o p q r s t u v w x y z

How do we teach handwriting?

- We say hello to Pinchy and check our pencil grip.
- We talk about the lines and the names of each line.
- Then we warm up.

Warm Up Examples.



Below are line guide exercises to ensure children fully understand the correct size of small letters, tall letters and tail letters. They are exercises that can be used regularly as a warm up to a handwriting lesson. The three straight lines are referred to as short, tall and tail lines.



How do we teach handwriting?

- We introduce letters a family at a time.

Straight line family



Coathanger family

c c c

o o o

a a a a

d d d d

g g g g

q q q q

e e e

Bridge family

n n n n

m m m m

r r r r

h h h h

b b b b

k k k k

p p p p

Zig Zag family



v

v v v

w

w w w

Misfits family



Next steps

- When children can form all the letters correctly we move onto teaching children how to join.
- Once children don't need to use the lined paper we move on to plain paper books with line guides.

Questions?

Thank you for your time.